

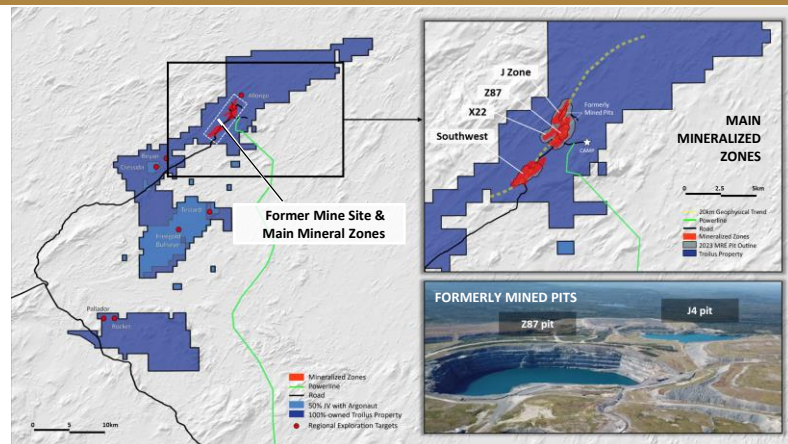
A New Life for a Former Gold & Copper Mine in Quebec

## THE TROIPLUS GOLD PROJECT

### WHY INVEST?

- ✓ **A Top-Ranked Mining Jurisdiction**  
 Quebec, Canada, ranked #8 globally by the Fraser Institute in 2022
- ✓ **Quality Brownfield Project**  
 Past-producing asset; US\$500M of inherited infrastructure
- ✓ **Robust Mineral Resource**  
 11.21 Moz AuEq (Ind.), and 1.80 Moz AuEq (Inf.)\*  
 One of the largest undeveloped gold-copper deposits in North America
- ✓ **Feasibility Study Underway**  
 Feasibility Study expected for completion May 2024
- ✓ **Experienced Leadership Team**  
 Proven track-record of permitting, developing & building mining projects
- ✓ **ESG Leadership**  
 ECOLOGO certified; UNGC member; Targeting a carbon-neutral mining operation

\*Indicated: 508.3 Mt at 0.69 g/t AuEq; Inferred: 80.5 Mt at 0.69 g/t AuEq  
 Cut off grades are based on \$US 1,850/ oz Au; \$4.25/lb Cu, and \$23.00/ oz Ag; with an exchange rate of US\$1.00: CAD\$1.30  
 Recoveries varied with an average of 90% Gold, 92.5% Silver and 91.8% copper without considering revenues from other metals. AuEq Formulas are calculated as follows: Z87 Zone : AuEq = Au grade + 1.5628 \* Cu grade + 0.0128 \* Ag grade; J Zone : AuEq = Au grade + 1.5107 \* Cu grade + 0.0119 \* Ag grade; X22 Zone : AuEq = Au grade + 1.5628 \* Cu grade + 0.0128 \* Ag grade; SW Zone : AuEq = Au grade + 1.6823 \* Cu grade + 0.0124 \* Ag grade.



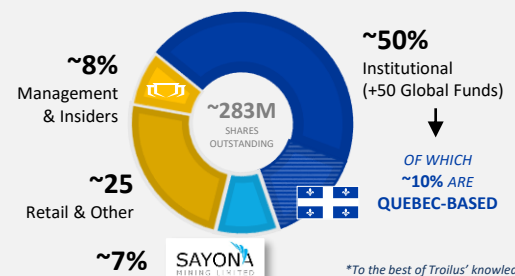
#### SHARE STRUCTURE

Shares Outstanding	~283M
Warrants	~9.1M
Options	Nil
RSU's	~15.5M
52-week high/low	\$0.31-\$0.79
Market Capitalization (April 1 <sup>st</sup> , 24)	~C\$150M
Cash & Marketable Securities* (January 31 <sup>st</sup> , 24)	~C\$8.8M

#### ANALYST COVERAGE

- Richard Gray *Cormark*
- Jacques Wortman *Laurentian*
- Pierre Vaillancourt *Haywood*
- Brock Salier *Sprott Capital*
- Paul O'Brien *Velocity Trade*

#### SHARE OWNERSHIP



\*To the best of Troilus' knowledge

### Troilus' History as a Past Producing Gold & Copper Mine



14 Years in Operation  
**1996-2010**

Total Production  
 Gold: +2 million ounces  
 Copper: ~70,000 tonnes

Value of Remaining Infrastructure  
**\$350 million**

# UPDATED MINERAL RESOURCE ESTIMATE (OCT. 2023)

TOTAL DRILLED SINCE 2018:

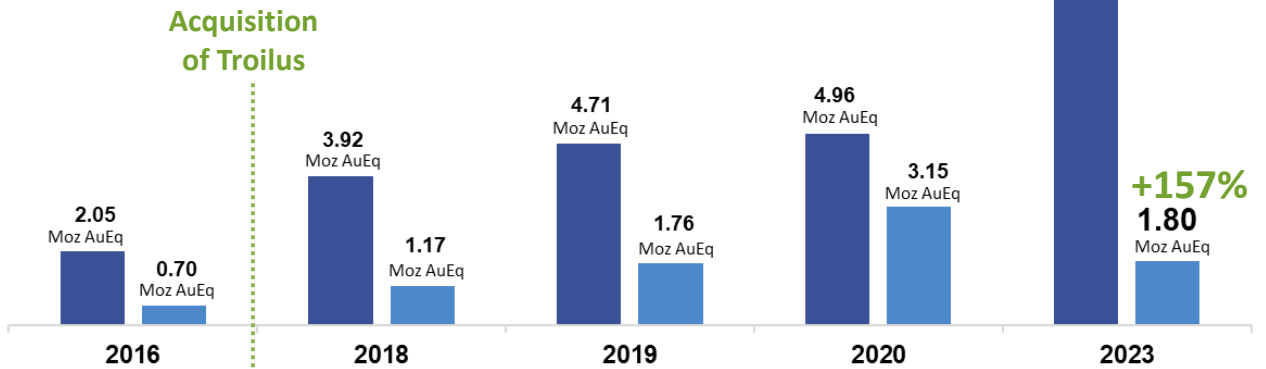
~322,000 metres

2020-2023 MRE: INCLUDES NEW DRILL DATA FROM:

~216,502 metres

+447%

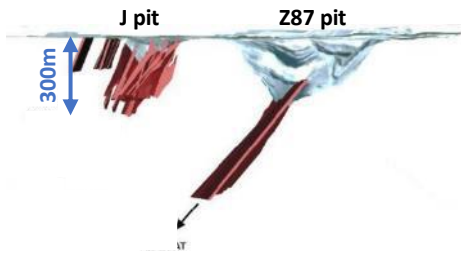
11.21  
Moz AuEq



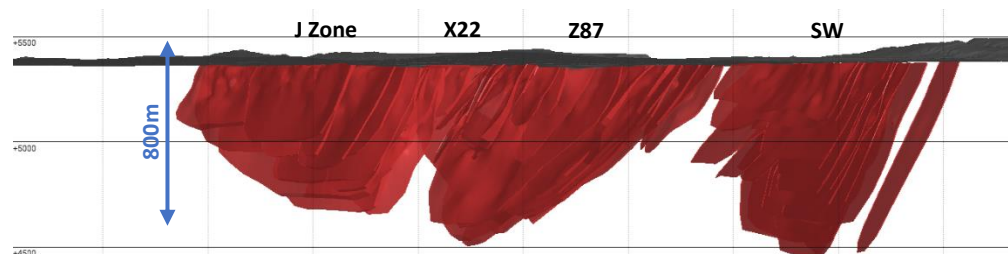
Inf. Ind.

Tonnage (Mt)	44.0	121.7	159.1	177.3	508.3
AuEq Grade (g/t)	1.45	1.00	0.92	0.87	0.69
Tonnage (Mt)	18.7	36.1	52.7	116.7	80.5
AuEq Grade (g/t)	1.16	1.01	1.04	0.84	0.69

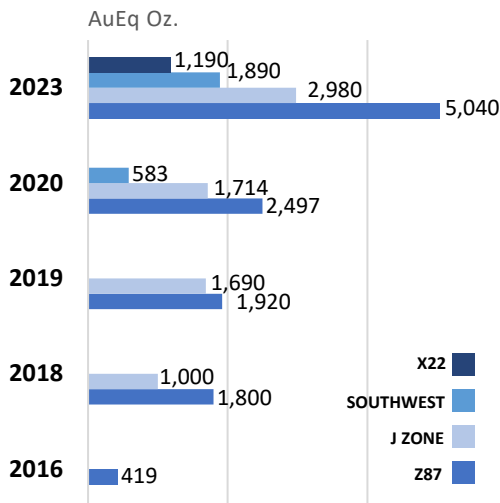
## 2016: INHERITED RESOURCE



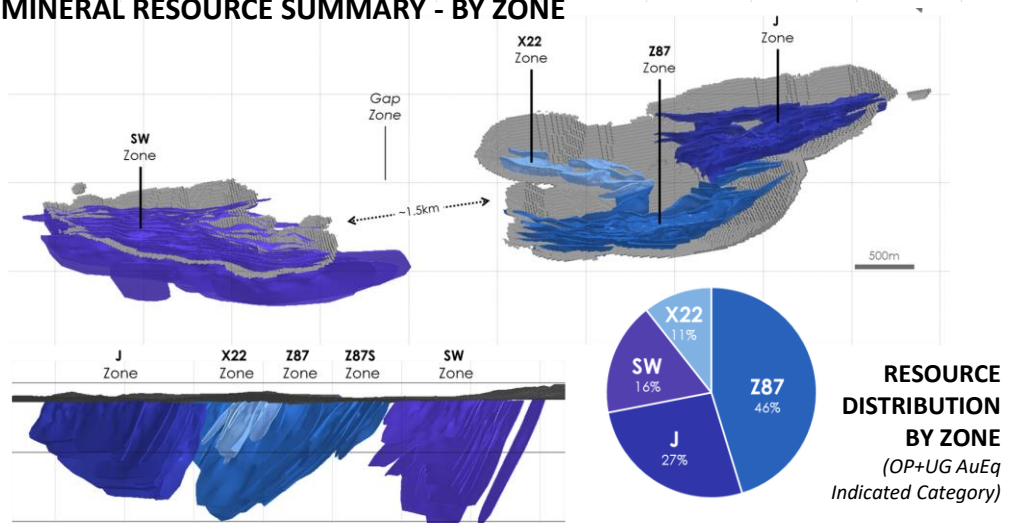
## 2023: SIGNIFICANT MINERAL GROWTH AT SURFACE



## OPEN PIT GROWTH BY ZONE (Indicated)



## MINERAL RESOURCE SUMMARY - BY ZONE



## Qualified Person

The technical and scientific information in this Fact Sheet has been reviewed and approved by Nicolas Guest, P.Geo., Exploration Manager for Troilus, who is a Qualified Person as defined by NI 43-101. Mr. Guest is an employee of Troilus and is not independent of the Company under NI 43-101.

## Board of Directors

Diane Lai, Chairperson  
 Hon. Pierre Pettigrew  
 Brigitte Berneche  
 Dr. Eric Lamontagne  
 Thomas Olesinski  
 Justin Reid

## Senior Management

Justin Reid, CEO, Director  
 Susanna Milne, CFO  
 Ian Pritchard, SVP Technical Services  
 Kyle Frank, VP Exploration  
 Daniel Bergeron, VP Special Projects  
 Brianna Davies, Sr. VP Legal & Corp. Secretary  
 Catherine Stretch, VP Corporate Affairs  
 Caroline Arseneault, VP Corp. Communications  
 Jacqueline Leroux, VP Env., Permitting & QC Operations  
 Nicolas Guest, Exploration Manager

## Contact Us

715 Sq. Victoria, Suite 705, MtL, QC H2Y 2H7  
 +1 (647) 276-0050 or info@troilusgold.com  
 troilusgold.com

Follow Us: