

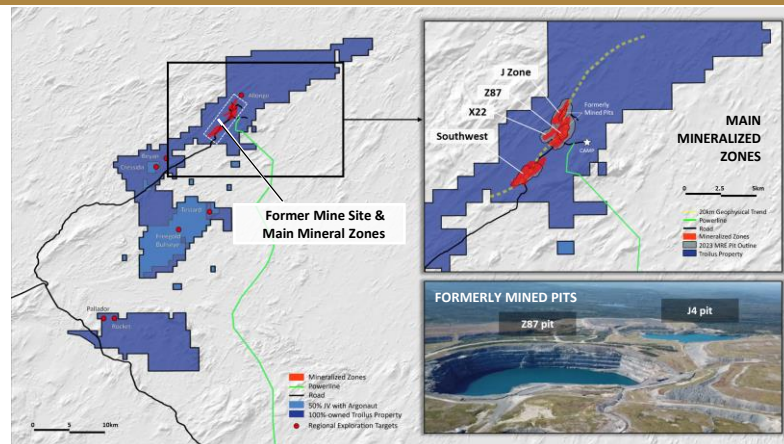
A New Life for a Former Gold & Copper Mine in Quebec

THE TROIPLUS GOLD PROJECT

WHY INVEST?

- ✓ **A Top-Ranked Mining Jurisdiction**
 Quebec, Canada, ranked #8 globally by the Fraser Institute in 2022
- ✓ **Quality Brownfield Project**
 Past-producing asset; US\$350M of inherited infrastructure
- ✓ **Robust Mineral Resource**
 11.21 Moz AuEq (Ind.), and 1.80 Moz AuEq (Inf.)*
 One of the largest undeveloped gold-copper deposits in North America
- ✓ **Feasibility Study Underway**
 Feasibility Study expected for completion early 2024
- ✓ **Experienced Leadership Team**
 Proven track-record of permitting, developing & building mining projects
- ✓ **ESG Leadership**
 ECOLOGO certified; UNGC member; Targeting a carbon-neutral mining operation

*Indicated: 508.3 Mt at 0.69 g/t AuEq; Inferred: 80.5 Mt at 0.69 g/t AuEq
 Cut off grades are based on \$US 1,850/ oz Au; \$4.25/lb Cu, and \$23.00/ oz Ag; with an exchange rate of US\$1.00: CAD\$1.30
 Recoveries varied with an average of 90% Gold, 92.5% Silver and 91.8% copper without considering revenues from other metals. AuEq formulas are calculated as follows: Z87 Zone : AuEq = Au grade + 1.5628 * Cu grade + 0.0128 * Ag grade; J Zone : AuEq = Au grade + 1.5107 * Cu grade + 0.0119 * Ag grade; X22 Zone : AuEq = Au grade + 1.5628 * Cu grade + 0.0128 * Ag grade; SW Zone : AuEq = Au grade + 1.6823 * Cu grade + 0.0124 * Ag grade.



SHARE STRUCTURE

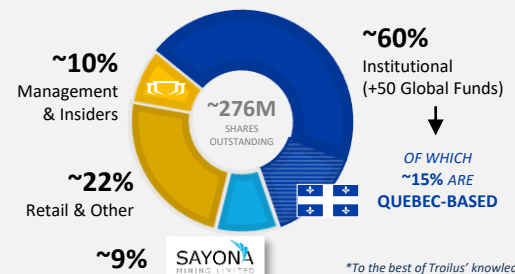
Shares Outstanding	~276M
Warrants	~14.3M
Options	Nil
RSU's	~8.8M
52-week high/low	\$0.34-\$0.79
Market Capitalization (Oct 31, '23)	~C\$80M
Cash & Marketable Securities* (July 31, '23)	~C\$18M

*Not including the C\$15M financing closed on Nov 20, 2023

ANALYST COVERAGE

- Richard Gray *Cormark*
- New Analyst TBD *Stifel | GMP*
- Jacques Wortman *Laurentian*
- Pierre Vaillancourt *Haywood*
- Brock Salier *Sprott Capital*
- Paul O'Brien *Velocity Trade*

SHARE OWNERSHIP



*To the best of Troilus' knowledge

Troilus' History as a Past Producing Gold & Copper Mine



14 Years in Operation
1996-2010

Total Production
 Gold: +2 million ounces
 Copper: ~70,000 tonnes

Value of Remaining Infrastructure
\$350 million

UPDATED MINERAL RESOURCE ESTIMATE (OCT. 2023)

TOTAL DRILLED SINCE 2018:

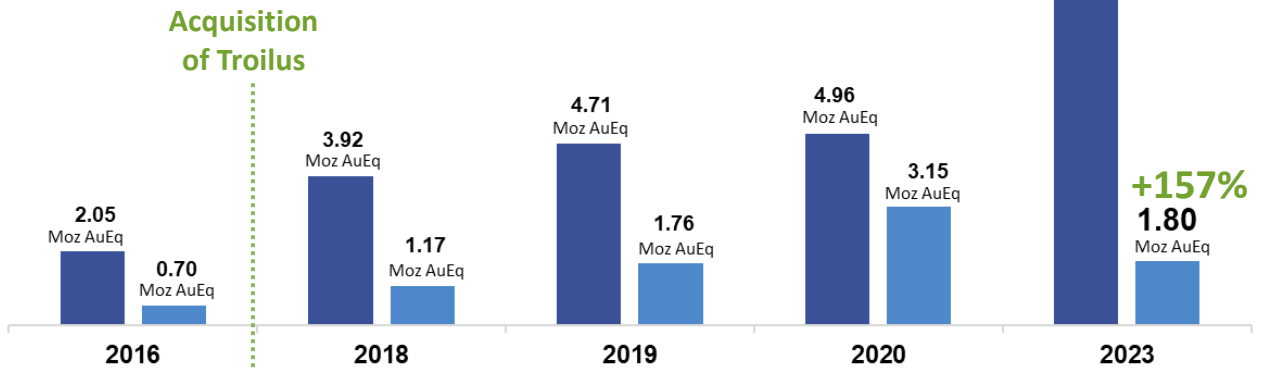
~322,000 metres

2020-2023 MRE: INCLUDES NEW DRILL DATA FROM:

~216,502 metres

+447%

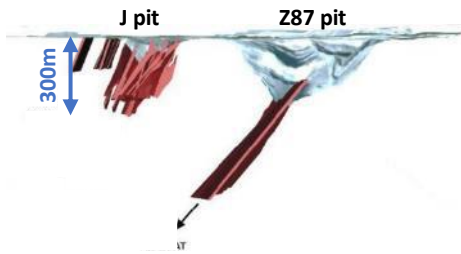
11.21
Moz AuEq



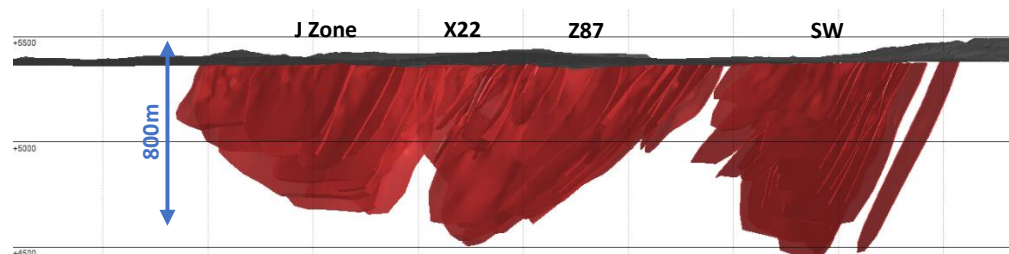
Inf. Ind.

Tonnage (Mt)	44.0	121.7	159.1	177.3	508.3
AuEq Grade (g/t)	1.45	1.00	0.92	0.87	0.69
Tonnage (Mt)	18.7	36.1	52.7	116.7	80.5
AuEq Grade (g/t)	1.16	1.01	1.04	0.84	0.69

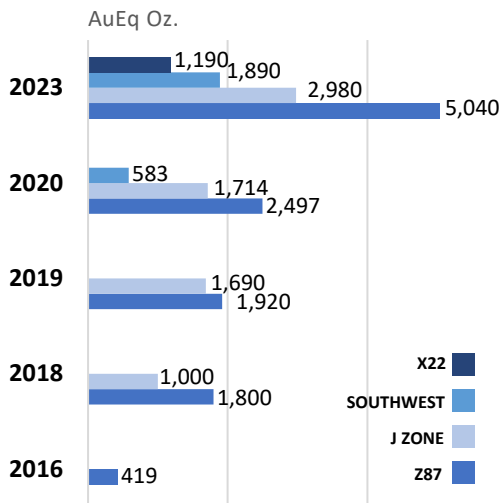
2016: INHERITED RESOURCE



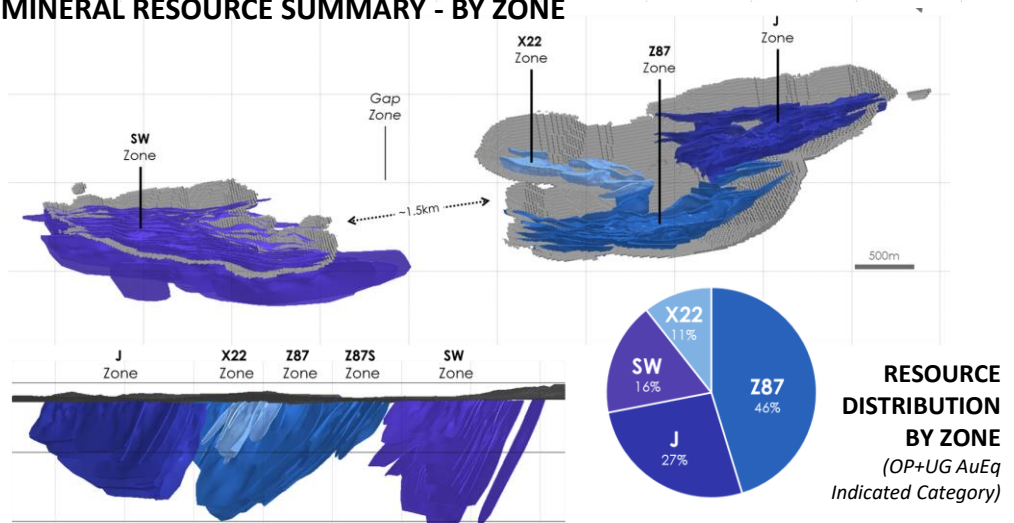
2023: SIGNIFICANT MINERAL GROWTH AT SURFACE



OPEN PIT GROWTH BY ZONE (Indicated)



MINERAL RESOURCE SUMMARY - BY ZONE



Qualified Person

The technical and scientific information in this Fact Sheet has been reviewed and approved by Nicolas Guest, P.Geo., Exploration Manager for Troilus, who is a Qualified Person as defined by NI 43-101. Mr. Guest is an employee of Troilus and is not independent of the Company under NI 43-101.

Board of Directors

Diane Lai, Chairperson
 Hon. Pierre Pettigrew
 Jamie Horvat
 Dr. John Hadjigeorgiou
 Thomas Olesinski
 Dr. Eric Lamontagne
 Justin Reid

Senior Management

Justin Reid, CEO, Director
 Denis C. Arsenault, CFO
 Ian Pritchard, SVP Technical Services
 Kyle Frank, VP Exploration
 Daniel Bergeron, VP Special Projects
 Brianna Davies, Sr. VP Legal & Corp. Secretary
 Catherine Stretch, VP Corporate Affairs
 Caroline Arsenault, VP Corp. Communications
 Jacqueline Leroux, VP Env., Permitting & QC Operations
 Nicolas Guest, Exploration Manager

Contact Us

715 Sq. Victoria, Suite 705, MtL, QC H2Y 2H7
 +1 (647) 276-0050 or info@troilusgold.com
 troilusgold.com

Follow Us: