

A New Life for a Former Gold & Copper Mine in Quebec

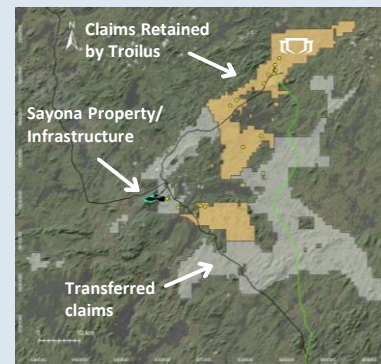
THE TROIPLUS GOLD PROJECT

WHY INVEST?

- ✓ **Strong Financial Position**
Cash & marketable securities of ~\$30M
- ✓ **Located in Top Ranked Mining Jurisdiction**
Quebec ranked #8 globally by the Fraser Institute in 2022
- ✓ **Quality Brownfield Project**
Past-producing asset; US\$350M of inherited infrastructure
- ✓ **Large and Growing Resource**
4.96 Moz AuEq (Ind.), plus 3.15 Moz AuEq (Inf.)
Updated Mineral Resource Estimate expected by end of September 2023
- ✓ **Robust PEA; Feasibility Study Underway**
PEA results place us among the top 5 gold producers in Canada today;
Feasibility Study targeted for completion by end of 2023/early 2024
- ✓ **Experienced Leadership Team**
Proven track-record of developing project and unlocking value
- ✓ **ESG Leadership**
ECOLOGO certified; UNGC member; Targeting a carbon-neutral mining operation

SALE OF SELECT CLAIMS TO SAYONA MINING LTD. (Nov. 2022)

- \$40M worth of Sayona shares
- \$10M private placement by Sayona
- 19,766,326 shares, at \$0.49/share
- 2% NSR on all mineral products; which can be repurchased for \$20M



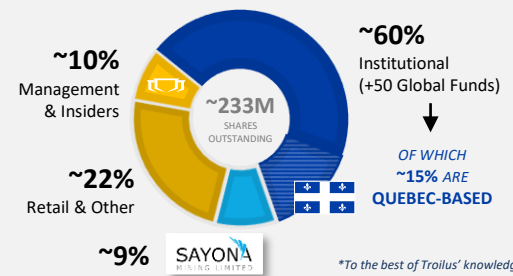
SHARE STRUCTURE

Shares Outstanding	233,467,195
Warrants/Options	Nil
RSU's	8.8M
52-week high/low	\$0.34-\$0.79
Market Capitalization (Sept 18, '23)	~C\$97M
Cash & Marketable Securities (Apr 30, '23)	~C\$30M

ANALYST COVERAGE

- Richard Gray *Cormark*
 New Analyst *TBD Stifel|GMP*
 Jacques Wortman *Laurentian*
 Pierre Vaillancourt *Haywood*
 Brock Salier *Sprott Capital*
 Paul O'Brien *Velocity Trade*

SHARE OWNERSHIP



*To the best of Troilus' knowledge

Troilus' History as a Past Producing Gold & Copper Mine



14 Years in Operation

1996-2010

Total Production

Gold: +2 million ounces
 Copper: ~70,000 tonnes

Value of Remaining Infrastructure

\$350 million

AUGUST 2020 PEA HIGHLIGHTS

246,000 oz Au

Avg. Annual Production
(first 14 years)

22 YEARS

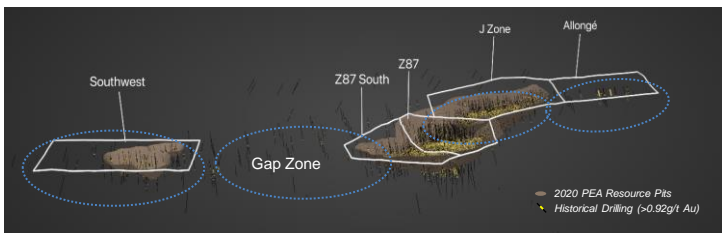
Mine Life
(14 years open pit)

\$333M

CAPEX

\$719/oz AuEq

Cash Operating Costs
\$850/oz AuEq AISC



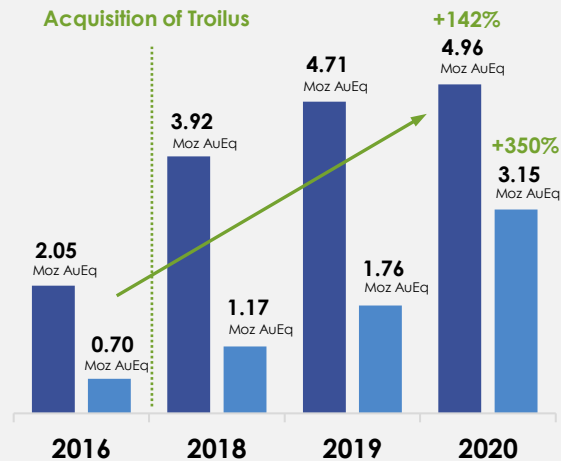
FEASIBILITY STUDY EXPECTED END '23/ EARLY '24

- Open pit only mining, targeting +220,000 oz annual production
- Inaugural Reserve targeting +90% resource conversion from PEA
- Feasibility Study will reflect 2.5% royalty buy-back completed in late 2020

MINERAL GROWTH SINCE ACQUISITION

322,000 metres drilled since 2018
with finding costs of <\$5/oz

Acquisition of Troilus



	2016	2018	2019	2020
Incl.				
Tonnage (Mt)	44.0	121.7	159.1	177.3
AuEq Grade (g/t)	1.45	1.00	0.92	0.87
Inf.				
Tonnage (Mt)	18.7	36.1	52.7	116.7
AuEq Grade (g/t)	1.16	1.01	1.04	0.84

Metres of Drilling
Added to Mineral
Resource Estimates

+36,000m
of drilling

+36,000m
of drilling

+8,5000m
of drilling

+240,450m drilled
since the 2020
resource
estimate cut-off
(as of Sept 2023)

MAIN MINERAL CORRIDOR GROWTH POTENTIAL (LONG SECTION FACING NORTHWEST)

SOUTHWEST

SOUTHWEST ZONE

X22

CONNECTOR ZONE

GAP ZONE

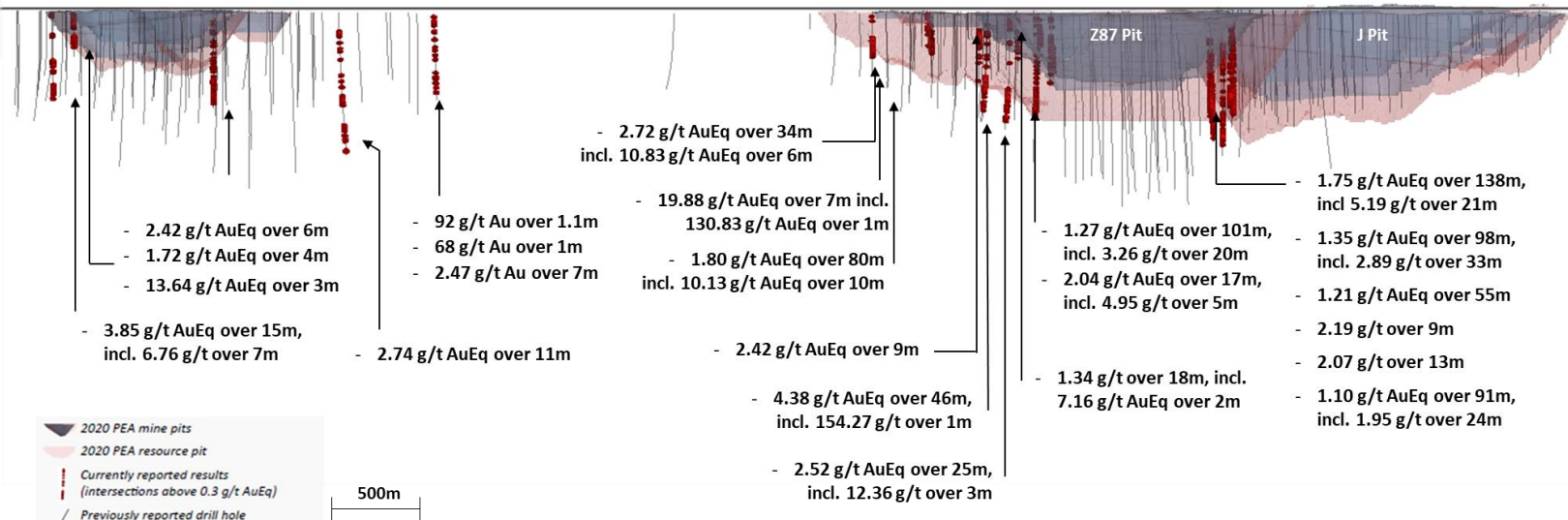
Z87 SOUTH

X22

Z87

CONNECTOR ZONE

J ZONE



Board of Directors

Diane Lai, Chairperson
Jamie Horvat
Thomas Olesinski
Justin Reid

Hon. Pierre Pettigrew
Dr. John Hadjiageorgiou
Dr. Eric Lamontagne

Senior Management

Justin Reid, CEO, Director
Denis C. Arsenault, CFO
Ian Pritchard, SVP Technical Services
Kyle Frank, VP Exploration
Daniel Bergeron, VP Special Projects

Brianna Davies, Sr. VP Legal & Corp. Secretary
Catherine Stretch, VP Corporate Affairs
Caroline Arsenault, VP Corp. Communications
Jacqueline Leroux, VP Env., Permitting & QC Operations
Nicolas Guest, Exploration Manager

Contact Us

715 Sq. Victoria, Suite 705, MtL, QC H2Y 2H7
+1 (647) 276-0050 or info@troilusgold.com
troilusgold.com

Follow Us: